



WEET Technology Company Limited

Schottky Barrier Rectifiers

SS22A THRU SS210A

VOLTAGE RANGE 20 to 100 Volts
CURRENT 2.0 Ampere

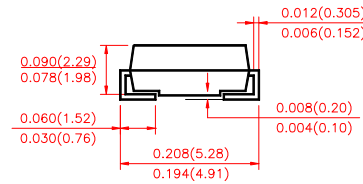
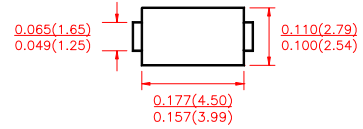
FEATURES

- Low profile surface mount package
- Built in strain relief
- High switching speed
- Low voltage drop, high efficiency
- For use in low voltage high frequency inverters, Free willing ,and polarity protection applications
- Guardring for over voltage protection

MECHANICAL DATA

- Case: Transfer molded plastic
- Epoxy: UL 94V-0 rate flame retardant
- Lead :Solder plated, solderable per MIL-STD-750 method 2026
- Polarity: Color band denotes cathode end
- Weight: 0.003 ounce, 0.093 gram

DO-214AC(SMA)



Dimensions in inches and (millimeters)

MAXIMUM RATINGS AND ELECTRICAL CHARACTERISTICS

- Ratings at 25°C ambient temperature unless otherwise specified.
- Single phase, half wave, 60Hz, resistive or inductive load.
- For capacitive load derate current by 20%.

	SYMBOLS	SS 22A	SS 23A	SS 24A	SS 25A	SS 26A	SS 28A	SS 29A	SS 210A	UNIT
Maximum Repetitive Peak Reverse Voltage	V_{RRM}	20	30	40	50	60	80	90	100	Volts
Maximum RMS Voltage	V_{RMS}	14	21	28	35	42	56	63	70	Volts
Maximum DC Blocking Voltage	V_{DC}	20	30	40	50	60	80	90	100	Volts
Maximum Average Forward Rectified Current at T_L see figure 1 $T_L=105^\circ\text{C}$	$I_{(AV)}$	2.0								Amps
Peak Forward Surge Current 8.3ms single half sine-wave superimposed on rated load (JEDEC method)	I_{FSM}	50								Amps
Maximum Instantaneous Forward Voltage @ 2.0A(Note1)	V_F	0.55			0.70		0.85			Volts
Maximum DC Reverse Current at rated DC Blocking Voltage per element	$T_A = 25^\circ\text{C}$	0.5								mA
	$T_A = 100^\circ\text{C}$	20.0			10.0					
Typical Thermal Resistance (Note 2)	$R_{\theta JA}$	55								°C/W
	$R_{\theta JL}$	12								
Operating Junction Temperature	T_J	-55 to +125								°C
Storage Temperature Range	T_{STG}	-55 to +125								°C

Notes:

1. Pulse test:300 μ s pulse width,1% duty cycle
2. PCB mounted with 0.2" \times 0.2"(5.0mm \times 5.0mm)copper pads



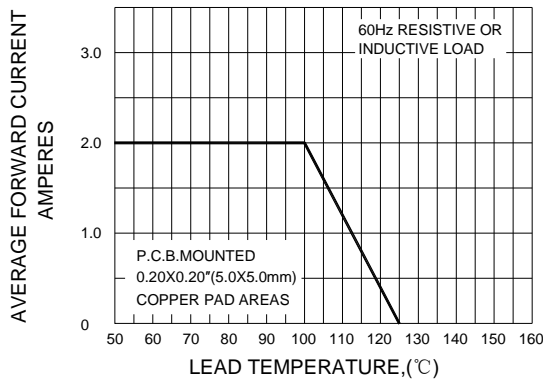
WEET Technology Company Limited

Schottky Barrier Rectifiers

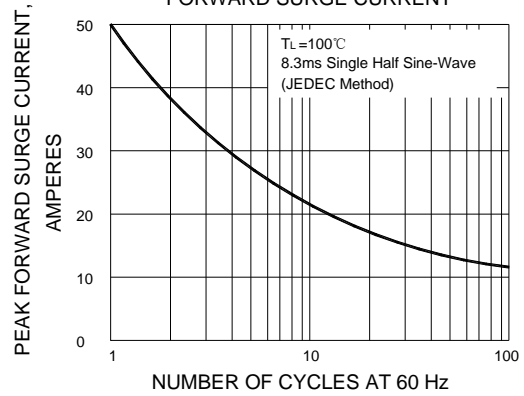
SS22A THRU SS210A

VOLTAGE RANGE 20 to 100 Volts
 CURRENT 2.0 Ampere

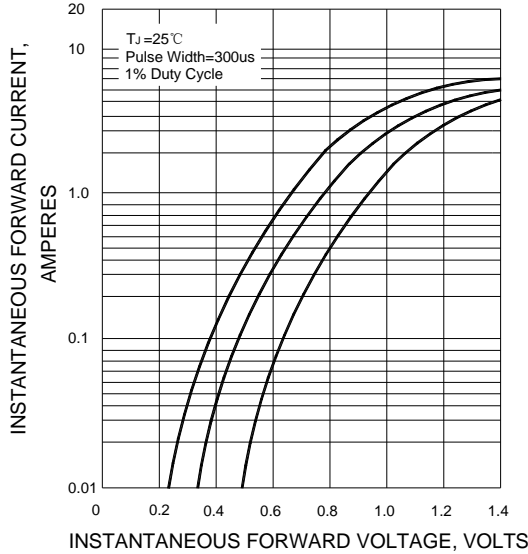
F1G.1-FORWARD CURRENT DERATING CURVE



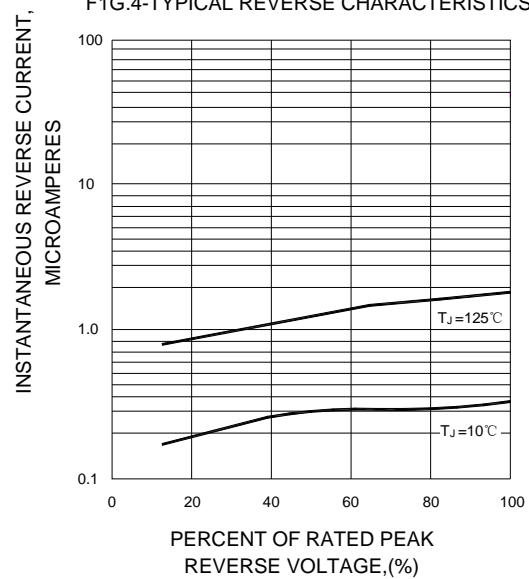
F1G.2-MAXIMUM NON-REPETITIVE PEAK FORWARD SURGE CURRENT



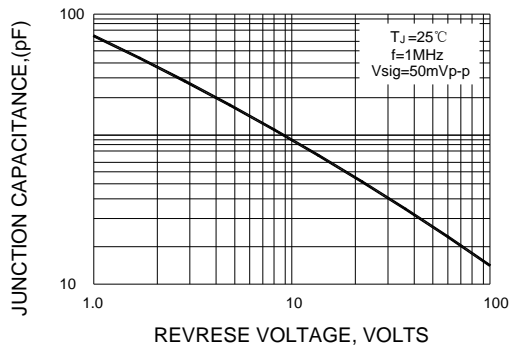
F1G.3-TYPICAL INSTANTANEOUS FORWARD CHARACTERISTICS



F1G.4-TYPICAL REVERSE CHARACTERISTICS



F1G.5-TYPICAL JUNCTION CAPACITANCE



Note: Specifications are subject to change without notice. For more detail and update, please visit our website.